

Copyright © 1996, NMSSoftware
All rights reserved.

Written by:

Dennis N.Maidon 9411 Buffalo Road Clayton, NC 27520 The Parole Board BBS (919) 965-4696 telnet://www.tpboard.com ftp.tpboard.com dmaidon@tpboard.com	Tom Wildoner 397 West Broadway Jim Thorpe, PA 18229 The T&J Software BBS (717) 325-9481 http://www.tjsoft.com ftp.tjsoft.com tjsoft@postoffice.ptd.net
Skip MacWilliam C&S Productions (215) 538-0963 http://www.sol2.com telnet: bbs.sol2.com skip@sol2.com	Randy Chalupka BugBYter BBS (601)783-6995 chalupka@lincup.com

DISCLAIMER

LEGALITIES

THIS SOFTWARE AND ACCOMPANYING MATERIALS ARE DISTRIBUTED "AS IS" WITHOUT WARRANTY, EXPRESSED, IMPLIED OR STATUTORY, INCLUDING BUT NOT LIMITED TO ANY IMPLIED WARRANTIES OF MERCHANTABILITY AND FITNESS FOR A PARTICULAR PURPOSE. IN NO EVENT SHALL ANYONE INVOLVED WITH THE CREATION AND PRODUCTION OF THIS PRODUCT BE LIABLE FOR INDIRECT, SPECIAL, OR CONSEQUENTIAL DAMAGES, ARISING OUT OF ANY USE THEREOF OR BREACH OF ANY WARRANTY.

COPYRIGHT:

The Program is copyrighted under US law and international treaty provisions. You agree that your use of the Program is subject to these laws, which prohibit unauthorized copying or duplication of the Program software, documentation, and other materials.

The program may not be decompiled or reverse engineered for any reason.

DESCRIPTION

Check-4-Mail © is a sysop utility program for the Wildcat v5.0 BBS Platform. Check-4-Mail allows Wildcat sysops to automatically check for mail on their BBS systems without the need to logon to the system! Written in Microsoft Visual Basic 4.0 Professional and implementing the Wildcat Software Developers Kit, it is a full featured 32-bit program.

FEATURES

- Full featured 32-bit operation for Win95/NT4 only.
- EASILY sets up via the SETUP command line.
- Built-in sound support.
- Directly supports Wildcat! V5.0+ BBS platform.

UPDATES:

Updates are always available from any of the authorsBBS's listed on the cover page.

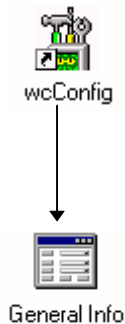
If you prefer a copy on disk, send \$3.00 (US) to the following address and request a copy of Check-4-Mail©.

T&J Software
397 West Broadway
Jim Thorpe, PA 18229

Please make all checks and Money Orders payable to **"Jane Wildoner"**.
New updates are posted to the *Mustang Software Support BBS*

REGISTRATION

Please see the last page of this documentation for the registration form. When registering this program it is imperative that you enter your System Name and WC5 Registration Number exactly as it appears under General Information. Look in:



Once you double click on GeneralInfo, note your System Name and Registration number. Please consult the last page of this documentation for the complete registration form.

SUPPORT:

EMAIL: Please feel free to contact any of the authors at their email address's (located on the cover page).

FIDO: 1:151/185 or 1:268/400

I have a mailer running on the BBS. You may send netmail to my system. Please send your CFG file along with the message. You ***MUST*** poll my system the next day to get your reply. I ***DO NOT*** send crash mail back to your system. If you ask me to route the reply back to you, I will.

VOICE: (919) 965-3600 (DennisMaidon)

In ***EXTREME*** circumstances, you may call me for voice support. Programming is ***NOT*** my regular job. I only do it as a hobby and as such, I ***am not*** on 24 hour standby.

Voice support hours.

Monday - Friday -> Voice support is ***ONLY*** available during the hours of 4pm to 8pm EST. Do not call me during the morning hours. **DO NOT** call after 8pm unless you have made prior arrangements via one of the other support avenues. I do not offer support after 9:30pm EST under any circumstances.

Saturday -> Support is only available during the hours of 1pm and 6pm EST.

Sunday -> None / NADA This is my day of rest and relaxation. Please do not call on Sunday, I will not be able to assist you.

US Mail: Support is ***NOT*** available via the US Mail.

BBS: Each of the authors maintains a BBS. Please feel free to contact any/all of them at the listed numbers (including telnet)..

List of Files

Chk4Mail.EXE

This is the main executable and must be located in the WC5 home directory.

Chk4Mail.DOC

This is the documentation file.

Setup Instructions:

Chk4Mail SETUP

Run CH4MAIL SETUP. This can be done from an MS-DOS window and switching to your Wildcat directory. Type:

CHK4MAIL SETUP

The SETUP dialog box will then appear.

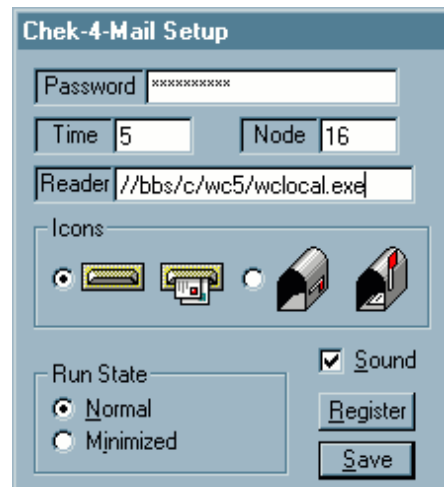


Figure 1 - Setup Screen

PASSWORD Enter your BBS password in this box.

READER Enter the full path and filename to the mail reader you wish to use. In the above example, we're using WCLOCAL.EXE for the default mail reader.

TIME: The number of minutes between checking for mail.

NODE The node number to use for checking mail. It is best to establish a separate node for mail checking. Check-4-Mail© will use the first available node found. ***SPECIAL NOTE: Node cannot be specified until the program is registered, it will default to the first available node.***

ICONS: You are offered two sets of icon views for the program. Simply select the set you prefer!

RUN STATE Should the program run minimized or normal? When minimized, the program will let you know how many messages you currently have on the taskbar.




Figure 2 - Minimized view.

SOUND: The program plays a built-in sound each time a scan is made and new mail is found. You can override this built-in sound effect by creating a .WAV file titled NEWMAIL.WAV and

placing it in the program directory. ***SPECIAL NOTE: Sound cannot be disabled until the program is registered. The external .WAV file cannot be used until the program is registered.***

After clicking SAVE the main window of the program will pop up (if you selected NORMAL instead of minimized). Then click on EXIT and restart the program normally. This is to ensure that all the registry settings have been saved and are in use.

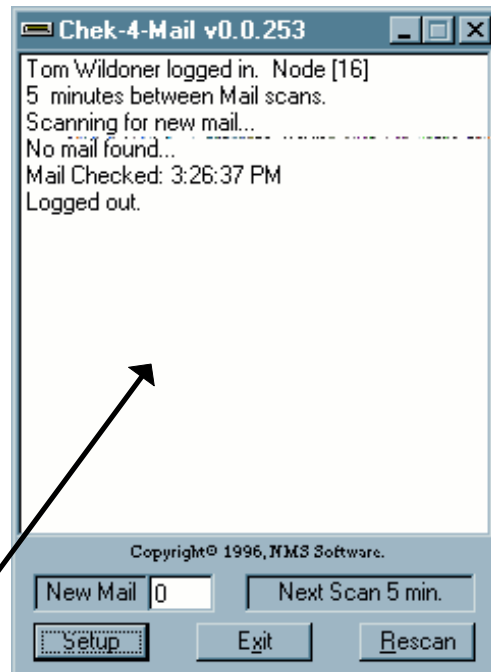


Figure3 - Normal view.

By right-clicking anywhere on the list box, it will bring up a menu where you can then launch your mail reader program.

Command Line Options:

NOSPLASH Disables the "splash" screen. ***SPECIAL NOTE: Splash screen cannot be disabled until registered.***

SETUP Runs the setup program.

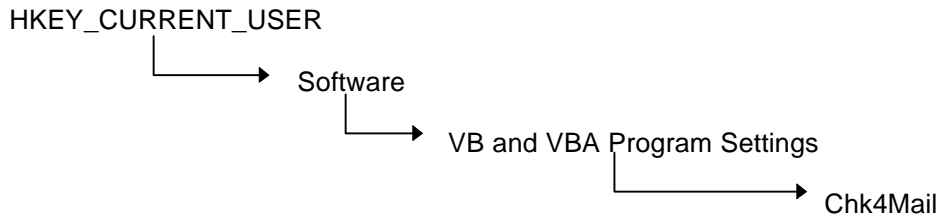
MINIMIZE Overrides the setup configuration and runs the program in minimized mode.

ALTERNATEICONS Will rotate the icons on even/odd days.

- Can you find the command line that brings up a picture of the NMS Software Team? If so, email your answer to Dennis or Tom and get a free registration to the program! This is limited to the FIRST person who finds the command line!

The REGISTRY:

Using the REGEDIT program (found in your Win95 main directory) you can view the registry entries for the program. Look under:



Playing with the registry is not recommended unless you are an experienced Win95 user.

Additional Program Notes:

- **C4M needs to have your Wildcat! Directory in the path. It needs to find WCVB.DLL, WCSR.V.DLL, and WCSMW.DLL. If you are not sure, check your AUTOEXEC.BAT file and make sure your BBS directory is included in the PATH= statement.**

Accolades:

- Wildcat! and Wildcat Navigator are Copyright © 1996, Mustang Software Inc.
- WinZip is Copyright © 1991-1996, Nico Mak Computing, Inc.

REGISTRATION FORM:

System Information:

=====SYSTEM INFORMATION=====

System Operator Name: _____
Wildcat Registration Number: _____-_____
Wildcat BBS Name: _____
BBS Phone Number: _____
BBS Telnet Address: _____
Your EMAIL Address: _____
Your FIDO Address: ____:____/____

Mailing Address Line 1: _____
Mailing Address Line 2: _____
City: _____
State: _____
Country: _____
Zip/Postal Code: _____

=====PROGRAM REGISTRATION=====

Check-4-Mail © Registration	\$15.00	_____
Check-4-Mail © Source Code	\$75.00	_____
-source code does not include registration routines-		
Send my registration by mail (US Only)	\$ 3.00	_____

TOTAL _____

=====PAYMENT METHOD=====

NMS Software accepts checks or money orders - NO COD. We also accept Visa and Mastercard (Charge will show from T&J Software). You may also email the completed form to tjsoft@postoffice.ptd.net for credit card orders.

Credit Card Number: _____-_____-_____-_____

Expiration Date: ____/____

Signature of Card Holder: _____

=====

Would you like to be added to the NMS Software Mailing List? Just let us know - we'll keep you up-to-date with the latest versions and any new releases: YES_____ NO_____

You may register via telnet using Mastercard or Visa by going to bbs.tpboard.com

=====

Mail the completed form to: T&J Software, 397 West Broadway, Jim Thorpe, PA 18229. Make checks/MO's out to Jane Wildoner.